

Prices for Securities Traded as of 09/09/2020

Printed 09/09/2020 15:00:51.051

PRICES FOR EQUITY SECURITIES TRADED ON 09/09/2020

S/N	COMPANY	PCLOSE	OOPEN	OPEN	HIGH	LOW	%SPREAD	OCLOSE	CLOSE	CHANGE	%CHANGI	TRADES	VOLUME	VALUE
1	ABCTRANS	0.39	-	0.39	-	-	-	-	0.39	-	-	4	27,360	10,944.00
2	ACADEMY	0.29	-	0.29	-	-	-	-	0.29	-	-	1	300	90.00
3	ACCESS	6.70	-	6.70	6.70	6.50	2.99	6.50	6.50	-0.20	-2.99	267	19,165,328	126,330,252.50
4	AFRIPRUD	4.45	-	4.45	4.38	4.32	1.37	-	4.38	-0.07	-1.57	32	729,571	3,172,845.03
5	AFROMEDIA	0.20	-	0.20	-	-	-	-	0.20	-	-	1	10,000	2,000.00
6	AIICO	0.90	-	0.90	0.90	0.90	-	-	0.90	-	-	31	552,292	493,558.34
7	AIRTELAFRI	380.00	-	380.00	-	-	-	-	380.00	-	-	23	27,046	9,652,728.20
8	ARDOVA	12.60	-	12.60	-	-	-	-	12.60	-	-	17	39,449	466,430.50
9	BERGER	6.05	-	6.05	-	-	-	-	6.05	-	-	3	2,160	13,856.00
10	BETAGLAS	55.40	-	55.40	-	-	-	-	55.40	-	-	2	802	43,909.90
11	BOCGAS	4.36	-	4.36	-	-	-	-	4.36	-	-	2	6,400	28,467.50
12	BUACEMENT	40.30	-	40.30	-	-	-	-	40.30	-	-	8	14,354	572,656.50
13	CADBURY	7.75	-	7.75	-	-	-	-	7.75	-	-	22	38,495	290,964.15
14	CAP	17.45	-	17.45	17.45	17.45	-	17.45	17.45	-	-	33	3,543,327	61,810,516.35
15	CAVERTON	1.86	-	1.86	-	-	-	-	1.86	-	-	12	202,000	370,245.00
16	CHAMS	0.21	-	0.21	0.21	0.21	-	-	0.21	-	-	5	501,252	105,286.42
17	CILEASING	3.90	-	3.90	3.55	3.55	-	-	3.55	-0.35	-8.97	21	397,888	1,424,527.50
18	CONOIL	15.25	-	15.25	-	-	-	-	15.25	-	-	18	26,237	404,382.65
19	CORNERST	0.66	-	0.66	-	-	-	-	0.66	-	-	5	3,394	2,148.32
20	CUSTODIAN	4.80	-	4.80	4.95	4.95	-	-	4.95	0.15	3.13	7	160,133	788,859.05
21	CUTIX	1.75	-	1.75	1.75	1.75	-	-	1.75	-	-	21	753,106	1,321,447.56
22	DAARCOMM	0.33	-	0.33	-	-	-	-	0.33	-	-	1	150	45.00
23	DANGCEM	134.00	-	134.00	-	-	-	-	134.00	-	-	66	137,760	18,382,972.90
24	DANGSUGAR	12.05	-	12.05	-	-	-	-	12.05	-	-	100	947,823	11,297,215.10
25	ETERNA	2.27	-	2.27	-	-	-	-	2.27	-	-	26	306,550	761,162.91

Prices for Securities Traded as of 09/09/2020

Printed 09/09/2020 15:00:51.051

S/N	COMPANY	PCLOSE	OOPEN	OPEN	HIGH	LOW	%SPREAD	OCLOSE	CLOSE	CHANGE	%CHANGI	TRADES	VOLUME	VALUE
26	ETI	4.15	-	4.15	4.15	4.10	1.20	-	4.10	-0.05 ↓	-1.20	67	2,551,984	10,568,640.20
27	ETRANZACT	2.61	-	2.61	-	-	-	-	2.61	- →	-	1	5	11.75
28	FBNH	5.05	5.05	5.05	5.05	4.95	1.98	-	4.95	-0.10 ↓	-1.98	259	33,440,474	166,937,850.05
29	FCMB	2.20	-	2.20	2.26	2.15	4.87	-	2.26	0.06 ↑	2.73	41	3,616,605	7,994,718.38
30	FIDELITYBK	1.80	-	1.80	1.81	1.80	0.55	-	1.80	- ↑	0.56	54	8,046,138	14,490,451.96
31	FIDSON	3.71	-	3.71	3.98	3.98	-	-	3.98	0.27 ↑	7.28	19	547,436	2,137,243.40
32	FLOURMILL	19.00	-	19.00	19.00	19.00	-	-	19.00	- →	-	66	2,086,905	39,639,047.00
33	GLAXOSMITH	5.00	-	5.00	5.00	5.00	-	-	5.00	- →	-	28	695,458	3,498,840.70
34	GUARANTY	24.30	-	24.30	24.55	24.10	1.83	24.30	24.30	- ↑	0.21	395	24,893,628	605,137,728.30
35	GUINNESS	14.00	-	14.00	-	-	-	-	14.00	- →	-	76	714,378	9,891,825.60
36	HONYFLOUR	0.94	-	0.94	0.90	0.90	-	-	0.90	-0.04 ↓	-4.26	34	1,354,944	1,223,100.33
37	INTBREW	3.65	-	3.65	-	-	-	-	3.65	- →	-	38	677,256	2,453,706.90
38	JAIZBANK	0.60	-	0.60	0.60	0.58	3.33	-	0.60	- ↓	-3.33	19	1,443,920	856,462.20
39	JAPAULOIL	0.20	-	0.20	0.20	0.20	-	0.20	0.20	- →	-	22	4,255,922	851,419.60
40	JBERGER	17.00	-	17.00	-	-	-	-	17.00	- →	-	23	162,683	2,617,035.75
41	JOHNHOLT	0.55	-	0.55	0.56	0.56	-	-	0.56	0.01 ↑	1.82	8	308,337	173,016.81
42	LASACO	0.26	-	0.26	0.26	0.26	-	-	0.26	- →	-	9	493,139	127,388.75
43	LAWUNION	1.13	-	1.13	-	-	-	-	1.13	- →	-	1	205	235.75
44	LEARNAFRCA	1.04	-	1.04	-	-	-	-	1.04	- →	-	2	23,000	24,320.00
45	LINKASSURE	0.42	-	0.42	-	-	-	-	0.42	- →	-	1	48,000	18,720.00
46	LIVESTOCK	0.66	-	0.66	0.60	0.60	-	-	0.60	-0.06 ↓	-9.09	23	1,716,590	1,030,649.00
47	MANSARD	1.83	-	1.83	-	-	-	-	1.83	- →	-	3	12,800	23,170.00
48	MAYBAKER	3.00	-	3.00	-	-	-	-	3.00	- →	-	4	5,165	14,539.41
49	MBENEFIT	0.21	-	0.21	0.21	0.20	4.76	0.20	0.20	-0.01 ↓	-4.76	24	15,119,493	3,025,343.53
50	MOBIL	192.50	-	192.50	-	-	-	-	192.50	- →	-	22	12,502	2,299,295.50

Prices for Securities Traded as of 09/09/2020

Printed 09/09/2020 15:00:51.051

S/N	COMPANY	PCLOSE	OOPEN	OPEN	HIGH	LOW	%SPREAD	OCLOSE	CLOSE	CHANGE	%CHANGI	TRADES	VOLUME	VALUE
51	MORISON	0.60	-	0.60	-	-	-	-	0.60		-	2	10,000	5,499.00
52	MRS	12.45	-	12.45	-	-	-	-	12.45		-	6	20,301	253,051.30
53	MTNN	119.50	-	119.50	119.50	119.30	0.17	-	119.50		-0.17	122	4,410,187	526,666,366.30
54	NAHCO	2.13	-	2.13	2.13	2.10	1.41	2.13	2.13		-1.41	13	527,609	1,115,218.00
55	NASCON	10.05	-	10.05	-	-	-	-	10.05		-	4	15,193	153,549.30
56	NB	41.00	-	41.00	-	-	-	-	41.00		-	68	360,463	14,768,803.00
57	NEIMETH	1.82	-	1.82	1.78	1.78	-	-	1.78	-0.04	-2.20	15	295,539	525,253.64
58	NEM	2.25	-	2.25	-	-	-	-	2.25		-	17	30,752	71,060.40
59	NESTLE	1,175.00	-	1,175.00	-	-	-	-	1,175.00		-	46	54,200	64,637,583.10
60	NNFM	4.50	-	4.50	-	-	-	-	4.50		-	6	40,396	199,954.80
61	NPFMCRFBK	1.27	-	1.27	-	-	-	-	1.27		-	7	75,098	95,205.46
62	NSLTECH	0.20	-	0.20	-	-	-	-	0.20		-	1	1,000	200.00
63	OANDO	2.30	-	2.30	2.30	2.27	1.30	-	2.27	-0.03	-1.30	53	1,158,972	2,650,482.53
64	OKOMUOIL	79.00	-	79.00	78.00	78.00	-	-	78.00	-1.00	-1.27	37	1,916,009	149,258,960.00
65	PORTPAINT	2.23	-	2.23	-	-	-	-	2.23		-	1	450	1,003.50
66	PRESCO	49.00	-	49.00	-	-	-	-	49.00		-	13	65,698	3,155,396.50
67	PZ	4.00	-	4.00	4.25	4.00	5.88	-	4.25	0.25	6.25	37	1,287,903	5,393,302.95
68	REDSTAREX	3.72	-	3.72	3.60	3.60	-	-	3.60	-0.12	-3.23	28	631,382	2,335,743.35
69	REGALINS	0.24	-	0.24	0.24	0.24	-	-	0.24		-	7	810,550	194,532.00
70	ROYALEX	0.30	0.27	0.27	0.30	0.27	10.00	-	0.27	-0.03	-10.00	6	728,195	200,458.50
71	SCOA	2.93	-	2.93	-	-	-	-	2.93		-	1	200	528.00
72	SEPLAT	400.00	-	400.00	-	-	-	-	400.00		-	15	3,360	1,305,917.20
73	STANBIC	38.50	-	38.50	-	-	-	-	38.50		-	23	186,165	7,169,505.55
74	STERLNBANK	1.19	-	1.19	1.20	1.17	2.50	-	1.17	-0.02	-1.68	119	4,434,321	5,265,927.90
75	SUNUASSUR	0.20	-	0.20	-	-	-	-	0.20		-	1	3,000	600.00

Prices for Securities Traded as of 09/09/2020




Printed 09/09/2020 15:00:51.051

S/N	COMPANY	PCLOSE	OOPEN	OPEN	HIGH	LOW	%SPREAD	OCLOSE	CLOSE	CHANGE	%CHANGI	TRADES	VOLUME	VALUE
76	TOTAL	80.00	-	80.00	-	-	-	-	80.00	-	-	25	64,977	5,717,754.00
77	TRANSCORP	0.60	0.61	0.61	0.61	0.59	3.28	-	0.61	0.01	1.67	78	15,884,731	9,520,891.26
78	TRANSEXP	0.75	-	0.75	-	-	-	-	0.75	-	-	1	20	16.40
79	UACN	6.30	-	6.30	6.00	5.95	0.83	-	6.00	-0.30	-4.76	53	4,206,591	25,134,141.70
80	UAC-PROP	1.00	-	1.00	0.99	0.99	-	-	0.99	-0.01	-1.00	21	371,624	363,170.56
81	UBA	6.30	-	6.30	6.25	6.10	2.40	6.10	6.10	-0.20	-3.17	307	29,782,755	182,615,989.50
82	UBN	4.90	-	4.90	-	-	-	-	4.90	-	-	41	362,254	1,776,078.60
83	UCAP	3.07	-	3.07	3.11	2.92	6.11	-	2.96	-0.11	-3.58	195	18,737,691	56,098,522.91
84	UHOMREIT	40.65	-	40.65	-	-	-	-	40.65	-	-	1	20	780.00
85	UNILEVER	15.00	-	15.00	14.40	14.40	-	-	14.40	-0.60	-4.00	33	255,075	3,618,126.85
86	UNIONDAC	0.25	-	0.25	-	-	-	-	0.25	-	-	4	250,000	67,500.00
87	UNITYBNK	0.54	-	0.54	-	-	-	-	0.54	-	-	9	142,630	76,143.90
88	UPDCREIT	3.80	-	3.80	-	-	-	-	3.80	-	-	7	23,640	93,049.00
89	UPL	1.70	-	1.70	-	-	-	-	1.70	-	-	10	95,104	166,538.65
90	VANLEER	9.10	-	9.10	-	-	-	-	9.10	-	-	1	4	36.00
91	VITAFOAM	5.97	-	5.97	5.69	5.51	3.16	-	5.69	-0.28	-4.69	22	610,963	3,406,374.56
92	WAPCO	12.05	-	12.05	12.30	12.10	1.63	-	12.15	0.10	0.83	96	7,253,726	88,227,631.95
93	WAPIC	0.34	-	0.34	0.34	0.33	2.94	-	0.33	-0.01	-2.94	14	809,543	272,896.40
94	WEMABANK	0.52	0.51	0.51	0.51	0.50	1.96	-	0.51	-0.01	-1.92	29	8,054,804	4,076,142.00
95	ZENITHBANK	16.90	-	16.90	16.90	16.40	2.96	16.40	16.40	-0.50	-2.96	593	35,836,453	592,129,981.40
Total												4,155	269,629,692	2,871,568,140.17

Prices for Securities Traded as of 09/09/2020

Printed 09/09/2020 15:00:51.051

PRICES FOR ETF SECURITIES TRADED ON 09/09/2020

S/N	COMPANY	PCLOSE	OPEN	HIGH	LOW	%SPREAD	CLOSE	CHANGE	%CHANG	TRADES	VOLUME	VALUE
1	GREENWETF	100.00	100.00	100.00	100.00	-	100.00		-	1	536	53,600.00
2	NEWGOLD	8,000.00	8,000.00	9,980.00	8,185.00	17.99	8,185.00	 185.00	2.31	4	32,317	264,681,580.00
3	STANBICETF30	81.00	81.00	81.00	81.00	-	81.00		-	1	19,397	1,571,157.00
Total										6	52,250	266,306,337.00

Prices for Securities Traded as of 09/09/2020

Printed 09/09/2020 15:00:51.051

PRICES FOR BOND SECURITIES TRADED ON 09/09/2020

<u>S/N</u>	<u>COMPANY</u>	<u>PCLOSE</u>	<u>OPEN</u>	<u>HIGH</u>	<u>LOW</u>	<u>%SPREAD</u>	<u>CLOSE</u>	<u>CHANGE</u>	<u>%CHANGE</u>	<u>TRADES</u>	<u>VOLUME</u>	<u>VALUE</u>
1	FGSUK2025S2	118.92	118.92	118.92	118.92	-	118.92	0.00	-	1	1,280	1,522,176.00
Total										1	1,280	1,522,176.00